

Questionnaire and Intake Forms

Sprintforms supports collecting information in a format that is more accessible and friendlier than immigration forms.

Here is an example of what the spousal sponsorship questionnaire looks like:

[← Back](#)
[Sponsor](#)
[Applicant](#)

Sponsorship Questionnaire - Sponsor

1. What is your name (exactly as it is shown on your passport or travel document)?

Given name(s)

Family name

2. What is your date of birth?

Date of Birth (YYYY-MM-DD)

3. Where do you currently live?

Country

State

P.O. box (Optional)

Apt./Unit (Optional)

Street no. (Optional)

Street name

City/Town

Postal Code

On what date did you begin to reside here?

Client Information



Test Client
test.client@testclientsprintforms.com
4165203106

[Mark as Complete](#)


Currently, Sprintforms has the following available:

- Intake Form - General
- Sponsorship Questionnaire
- Study Permit Questionnaire (Outside Canada)

- Work Permit Questionnaire (Outside Canada)
- Work Permit Questionnaire (Inside Canada)

Questionnaire Coverage

Questionnaires aim to get a majority of the information from your clients, but they are not 1-to-1 replicas of the questions found on the immigration forms. Our out of the box questionnaires will give you a good head start on the forms, especially if you match the questionnaire type with the application type (e.g. spousal sponsorship questionnaire will work best for spousal sponsorship applications), but it will not be a complete application.

In other words: even if a client has finished a questionnaire, you'll still have to fill in missing information on the immigration application form itself. Keep that in mind as you use questionnaires.

Copying Information From Questionnaires to Forms


Once a questionnaire is created and assigned to a individual, the information contained within it is immediately available to "copy" from the questionnaires on to the forms.

When you create an application bundle, or form, you will have a choice to select which the source questionnaire, from which information from that will be copied into the most appropriate spots on the destination form.

[← Back](#)

Step 2: Assign Client to Selected questionnaire or form

You've selected your questionnaire or form. Now assign these questionnaire or forms to a client.

Application for Canadian Citizenship: Minors – Subsection 5(2) (3 Forms) 

Given Name:

Last Name:

Email Address:

Phone Number (Optional):

Mobile Number (Optional):

Assigned Practitioner:

Copy Data From:







Don't copy – start as a blank form

Don't copy – start as a blank form

Bobby Smith's Intake Form – General

Bobby Smith's Sponsorship Questionnaire

Your Clients

-  Bobby Smith
bobby@smith.com
-  Smithers Bobby
test@test.com
-  Bobby Flay
sprintforms@gmail.com
-  Bob Jones
2@2.com
-  bob smith
bob@smith.com
-  Bob Rainer
wajeg64453@finxmail.net

Selected Forms

Application for Canadian Citizenship: Minors – Subsection 5(2) \$29.00 

Note: You can choose to copy information from any questionnaire to any form, but results will vary. For example, you may choose to copy information found on a client's "spousal sponsorship questionnaire" to a work permit form, but the resulting form will not be as filled in as fulsomely as if you used the work permit questionnaire as a source.

Revision #3

Created Fri, Dec 4, 2020 7:12 PM by [rui](#)

Updated Fri, Dec 4, 2020 7:35 PM by [rui](#)